

Rigid Metal Conduit, IMC or EMT Pipe Hangers

NEC/CEC:
Rated for Ordinary Locations

COMMERCIAL AND INDUSTRIAL FITTINGS: RIGID AND IMC CONDUIT FITTINGS




Applications

- Unique design accommodates more sizes of conduit with fewer clamps for lower inventories.
- Suitable for Rigid, IMC and EMT.
- Suitable for conduit runs on vertical and horizontal beams.

Material/Finish

- Malleable iron/zinc plated


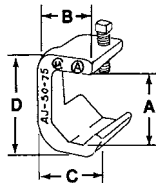
Illustrated Features



Single line of conduit running parallel to beam using "CH" hanger.



Doubles lines of conduit running perpendicular to beam using "CHD" hanger.

	Trade Size (Inches)	Dimensions in Millimeters (Inches)				Weight per 100 kg (lb)	Catalog Number	
		A	B	C	D			
Type AJ — For Single Line Conduit								
	1/2-3/4	44.5 (1.75)	33.3 (1.31)	38.9 (1.53)	62.0 (2.44)	25.54 (56.30)	AJ-50-75	
	1	52.3 (2.06)	35.8 (1.41)	46.0 (1.81)	69.9 (2.75)	28.35 (62.50)	AJ-100	
	1-1/4—1-1/2	68.3 (2.69)	52.3 (2.06)	66.8 (2.63)	93.7 (3.69)	52.44 (115.60)	AJ-125-150	
	2	84.1 (3.31)	58.7 (2.31)	79.5 (3.13)	109.5 (4.31)	62.37 (137.50)	AJ-200	